




## 2022 Q2 SCORES LAND TRANSPORT

### **74.1 Land Transport**

#### **74.5 Public Buses**

 **75.0** SMRT Buses

 **74.7** SBS Transit

 **73.1** Other bus operators

#### **74.2 Mass Rapid Transit System**

 **76.3** SBS Transit

 **73.1** SMRT

#### **73.4 Point-to-Point Transport**

 **77.1** Gojek\*

 **76.7** Other Ride Hailing Apps\*

 **76.5** Strides Taxis (SMRT)\*

 **75.3** ComfortDelGro

 **71.5** Grab

This chart summarises the results of the CSiSG 2022 satisfaction scores in the Land Transport sectors at the sector, sub-sector and company levels.


Each sector score (in gold) represents a weighted average of their respective sub-sector scores (in blue). Satisfaction scores for sub-sectors with individual company scores are weighted averages of these individual company scores.


All scores displayed are accurate to one-decimal place. Entities are presented in decreasing levels of satisfaction.


\* Companies indicated with an asterisk(\*) are companies that have performed significantly above their sub-sector average.

\* Sub-sectors indicated with an asterisk(\*) are sub-sectors that have performed significantly above their sector average.

The sparklines indicate the satisfaction score of their respective sectors, sub-sectors and companies over the past few years.

 statistically significant increase in customer satisfaction from 2021 to 2022

 statistically significant decrease in customer satisfaction from 2021 to 2022

 no significant year-on-year change in customer satisfaction score

Entities shown in this scorecard have samples of  $N \geq 50$ .